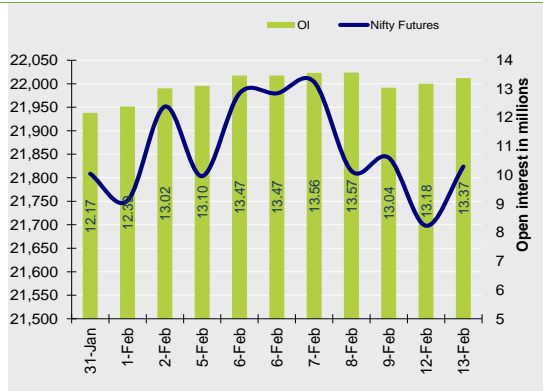


Nifty Snapshot

	Close	Prv Cl.	Ab chg	% chg
Spot	21,743.25	21,616.05	127.20	0.59
Futures	21,823.75	21,697.85	125.90	0.58
OI(ml shr)	13.37	13.18	0.19	1.44
Vol (lots)	150890	147847	3043	2.06
COC	80.50	81.80	-1.30	-1.6
PCR-OI	1.00	0.88	0.12	13.8

Nifty Futures Price v/s OI



Institutional Activity in previous trading session

(in Rs cr.)	Buy	Sell	Net
Index Futures	4181.23	3835.68	345.55
Index Options	3055336.67	3062829.40	-7492.73
Stock Futures	22699.97	20192.37	2507.60
Stock Options	39154.20	38433.8	720.40
FII Cash	13,404.37	13,028.05	376.32
DII Cash	9,167.73	8,893.79	273.94

Net FII Activity (in Rs cr.)

Date	Idx Fut	Stk Fut	Idx Opt	Cash
13-Feb	345.6	2507.6	-7492.7	376
12-Feb	-125.7	1605.9	-12112.6	127
9-Feb	656.7	-2172.9	-6381.0	142
8-Feb	-1204.7	-6201.6	-26255.7	-4934
7-Feb	-1253.5	-4144.6	-11624.8	-1691
6-Feb	567.9	-1891.7	-18860.0	93

Technical Pivot (Intraday):

	S2	S1	PIVOT	R1	R2
NIFTY	21545	21685	21765	21905	21985
BANKNIFTY	44585	45160	45585	46160	46585

(Price is in Rs; OI is in million units; Price chg and OI chg are in percentage) **NB RESEARCH**

Fresh Longs seen in:

Scrip	Price	Price chg	OI	OI Chg
BOSCHLTD	26402.6	4.9	0.2	13.7
METROPOLIS	1707.3	2.6	1.1	8.7
MGL	1483.8	2.0	2.5	8.5

Short Covering seen in:

Scrip	Price	Price chg	OI	OI Chg
FINNIFTY	20264.9	1.3	0.1	-11.0
MIDCPNIFTY	10684.1	0.4	0.8	-10.8
PIIND	3433.8	0.6	2.9	-7.5

Fresh Shorts seen in:

Scrip	Price	Price chg	OI	OI Chg
HINDALCO	512.1	-12.4	41.5	42.2
MCX	3435.9	-2.0	2.3	15.0
IPCALAB	1158.2	-0.3	4.0	13.3

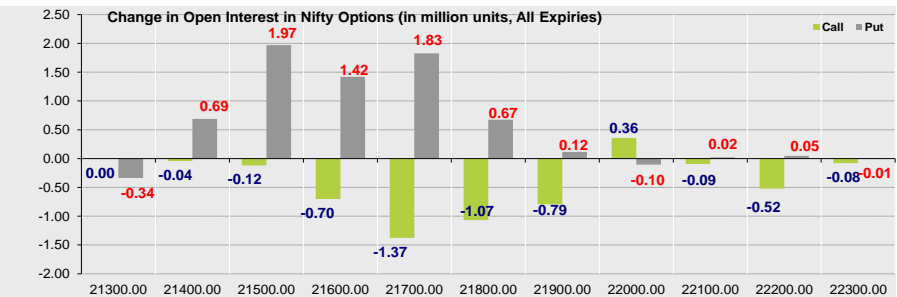
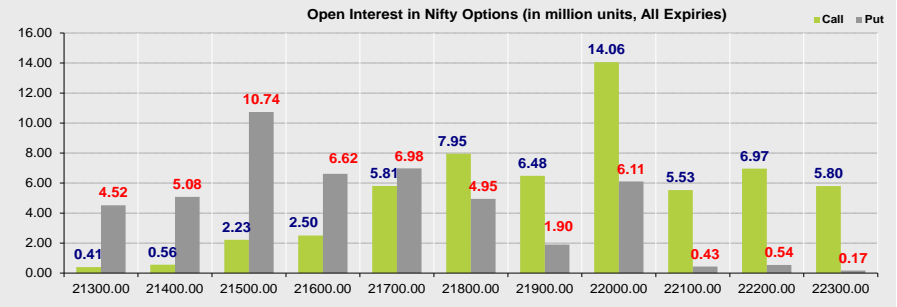
Long Unwinding seen in:

Scrip	Price	Price chg	OI	OI Chg
BANDHANBNK	199.3	-0.9	115.4	-5.4
TORNTPHARM	2631.6	0.0	1.5	-4.8
DIVISLAB	3718.0	-0.8	3.5	-4.6

Summary

- Indian markets closed on a positive note where buying was mainly seen in Banking, Pharmaceuticals and Technology Sectors. Nifty Feb Futures closed at 21823.75 (up 125.90 points) at a premium of 80.50 pts to spot.
- FII's were net buyers in Cash to the tune of 376.32 Cr and were net buyers in index futures to the tune of 345.55 Cr.
- India VIX decreased by 1.58% to close at 15.81 touching an intraday high of 16.57.

Open Interest in Nifty Options:



- The above second chart shows previous trading day's change in Nifty options where Addition in OI were seen in 21500, 21600, 21700 strike Puts and Liquidation were seen at 21900, 21800, 21700 strike Calls indicating market is likely to remain range bound in the near term.
- Highest OI build-up is seen at 22000 strike Calls and 21500 strike Puts, to the tune of 14.06mn and 10.74mn respectively.

Outlook on Nifty:

Index is likely to open on a negative note today and is likely to remain negative during the day.

NIFTY50 Options OI (CE OI = Resistance) (PE OI = Support)			
Symbol	Highest CE OI	Highest PE OI	CMP
ADANIPTS	1300	1200	1268
ADANIENT	3200	3100	3187
ASIANPAINT	3000	2900	2977
AXISBANK	1100	1000	1074
BAJAJ-AUTO	8000	7000	7929
BAJAJFINSV	1700	1550	1575
BAJFINANCE	7000	6500	6634
BHARTIARTL	1200	1100	1122
BPCL	530	480	587
BRITANNIA	5200	4700	5000
CIPLA	1460	1300	1456
COALINDIA	450	400	448
DIVISLAB	3800	3500	3718
DRREDDY	6400	6000	6336
EICHERMOT	4000	3500	3866
GRASIM	2200	2000	2069
HCLTECH	1700	1500	1665
HDFCBANK	1500	1400	1403
HDFCLIFE	600	580	592
HEROMOTOCO	4800	4800	4760
HINDALCO	600	500	512
HINDUNILVR	2500	2400	2404
ICICIBANK	1100	1000	1023
ITC	450	400	409
INDUSINDBK	1600	1600	1470

NIFTY50 Options OI (CE OI = Resistance) (PE OI = Support)			
Symbol	Highest CE OI	Highest PE OI	CMP
INFY	1700	1600	1689
IOC	200	175	175
JSWSTEEL	900	750	814
KOTAKBANK	1900	1700	1743
LT	3500	3400	3337
LTIM	6000	5000	5577
M&M	1700	1600	1648
MARUTI	11000	9800	10843
NESTLEIND	2600	2400	2460
NTPC	340	300	323
ONGC	260	250	257
POWERGRID	280	270	266
RELIANCE	3000	2800	2941
SBILIFE	1600	1400	1473
SBIN	650	650	715
SUNPHARMA	1550	1500	1541
TATACONSUM	1200	1100	1141
TATAMOTORS	1000	900	909
TATASTEEL	150	130	138
TCS	4200	4000	4161
TECHM	1400	1300	1334
TITAN	3800	3500	3577
ULTRACEMCO	10500	9500	9899
UPL	550	500	481
WIPRO	500	500	513

Derivative Recommendations:

Stock Name	Call (Buy/Sell)	Entry price	Targets	Stop Loss	Duration	Status
NIL						

FROM THE EQUITY DERIVATIVE DESK:

NIRAV HARISH CHHEDA
AVP - DERIVATIVES AND TECHNICAL RESEARCH
E-Mail: nirav.chheda@nirmalbang.com
Tel no: 6273-8199/8000

AMIT BHUPTANI
SNR.DERIVATIVES AND TECHNICAL RESEARCH ANALYST
E-Mail: amit.bhuptani@nirmalbang.com
Tel no: 6273-8242/8000

DISCLOSURES

Research Reports that are published by Nirmal Bang Securities Private Limited (hereinafter referred to as "NBSPL") are for private circulation only. NBSPL is a registered Research Analyst under SEBI (Research Analyst) Regulations, 2014 having Registration no. INH000001766. NBSPL is also a registered Stock Broker with National Stock Exchange of India Limited, BSE Limited, Metropolitan Stock Exchange of India Limited, Multi Commodity Exchange of India Limited, National Commodity and Derivative Exchange Limited and Indian Commodity Exchange Limited in cash and Equity and Commodities derivatives segments.

NBSPL has other business divisions with independent research teams separated by Chinese walls, and therefore may, at times, have different or contrary views on stocks and markets.

NBSPL or its associates have not been debarred / suspended by SEBI or any other regulatory authority for accessing / dealing in securities Market. NBSPL, its associates or analyst or his relatives do not hold any financial interest (Except Investment) in the subject company. NBSPL or its associates or Analyst do not have any conflict or material conflict of interest at the time of publication of the research report with the subject company. NBSPL or its associates or Analyst or his relatives may or may not hold beneficial ownership of 1% or more in the subject company at the end of the month immediately preceding the date of publication of this research report.

NBSPL or its associates / analyst has not received any compensation / managed or co-managed public offering of securities of the company covered by Analyst during the past twelve months. NBSPL or its associates have not received any compensation or other benefits from the company covered by Analyst or third party in connection with the research report. Analyst has not served as an officer, director or employee of Subject Company. NBSPL / analyst has not been engaged in market making activity of the subject company.

Analyst Certification: The research analysts and authors of these reports, hereby certify that the views expressed in this research report accurately reflects my/our personal views about the subject securities, issuers, products, sectors or industries. It is also certified that no part of the compensation of the analyst(s) was, is, or will be directly or indirectly related to the inclusion of specific recommendations or views in this research. The analyst(s) principally responsible for the preparation of this research report and has taken reasonable care to achieve and maintain independence and objectivity in making any recommendations.

DISCLAIMER

This report is for the personal information of the authorized recipient and does not construe to be any investment, legal or taxation advice to you. NBSPL is not soliciting any action based upon it. Nothing in this research shall be construed as a solicitation to buy or sell any security or product, or to engage in or refrain from engaging in any such transaction. In preparing this research, we did not take into account the investment objectives, financial situation and particular needs of the reader.

This research has been prepared for the general use of the clients of NBSPL and must not be copied, either in whole or in part, or distributed or redistributed to any other person in any form. If you are not the intended recipient you must not use or disclose the information in this research in any way. Though disseminated to all the customers simultaneously, not all customers may receive this report at the same time. NBSPL will not treat recipients as customers by virtue of their receiving this report. This report is not directed or intended for distribution to or use by any person or entity resident in a state, country or any jurisdiction, where such distribution, publication, availability or use would be contrary to law, regulation or which would subject NBSPL & its group companies to registration or licensing requirements within such jurisdictions.

The report is based on the information obtained from sources believed to be reliable, but we do not make any representation or warranty that it is accurate, complete or up-to-date and it should not be relied upon as such. We accept no obligation to correct or update the information or opinions in it. NBSPL or any of its affiliates or employees shall not be in any way responsible for any loss or damage that may arise to any person from any inadvertent error in the information contained in this report. NBSPL or any of its affiliates or employees do not provide, at any time, any express or implied warranty of any kind, regarding any matter pertaining to this report, including without limitation the implied warranties of merchantability, fitness for a particular purpose, and non-infringement. The recipients of this report should rely on their own investigations.

This information is subject to change without any prior notice. NBSPL reserves its absolute discretion and right to make or refrain from making modifications and alterations to this statement from time to time. Nevertheless, NBSPL is committed to providing independent and transparent recommendations to its clients, and would be happy to provide information in response to specific client queries.

Before making an investment decision on the basis of this research, the reader needs to consider, with or without the assistance of an adviser, whether the advice is appropriate in light of their particular investment needs, objectives and financial circumstances. There are risks involved in securities trading. The price of securities can and does fluctuate, and an individual security may even become valueless. International investors are reminded of the additional risks inherent in international investments, such as currency fluctuations and international stock market or economic conditions, which may adversely affect the value of the investment. Opinions expressed are subject to change without any notice. Neither the company nor the director or the employees of NBSPL accept any liability whatsoever for any direct, indirect, consequential or other loss arising from any use of this research and/or further communication in relation to this research. Here it may be noted that neither NBSPL, nor its directors, employees, agents or representatives shall be liable for any damages whether direct or indirect, incidental, special or consequential including lost revenue or lost profit that may arise from or in connection with the use of the information contained in this report.

Copyright of this document vests exclusively with NBSPL. Our reports are also available on our website www.nirmalbang.com